



StatCities 2023



TRAVOLTI DA UN INSOLITO DESTINO
NEL MARE SMERALDO DEI DATI

Olbia - *Museo Archeologico* 15 - 16 giugno 2023

L'importanza dei nuovi cittadini e la necessità di superare la dicotomia italiani-stranieri

Salvatore Strozza

strozza@unina.it



Consiglio
Nazionale
delle Ricerche



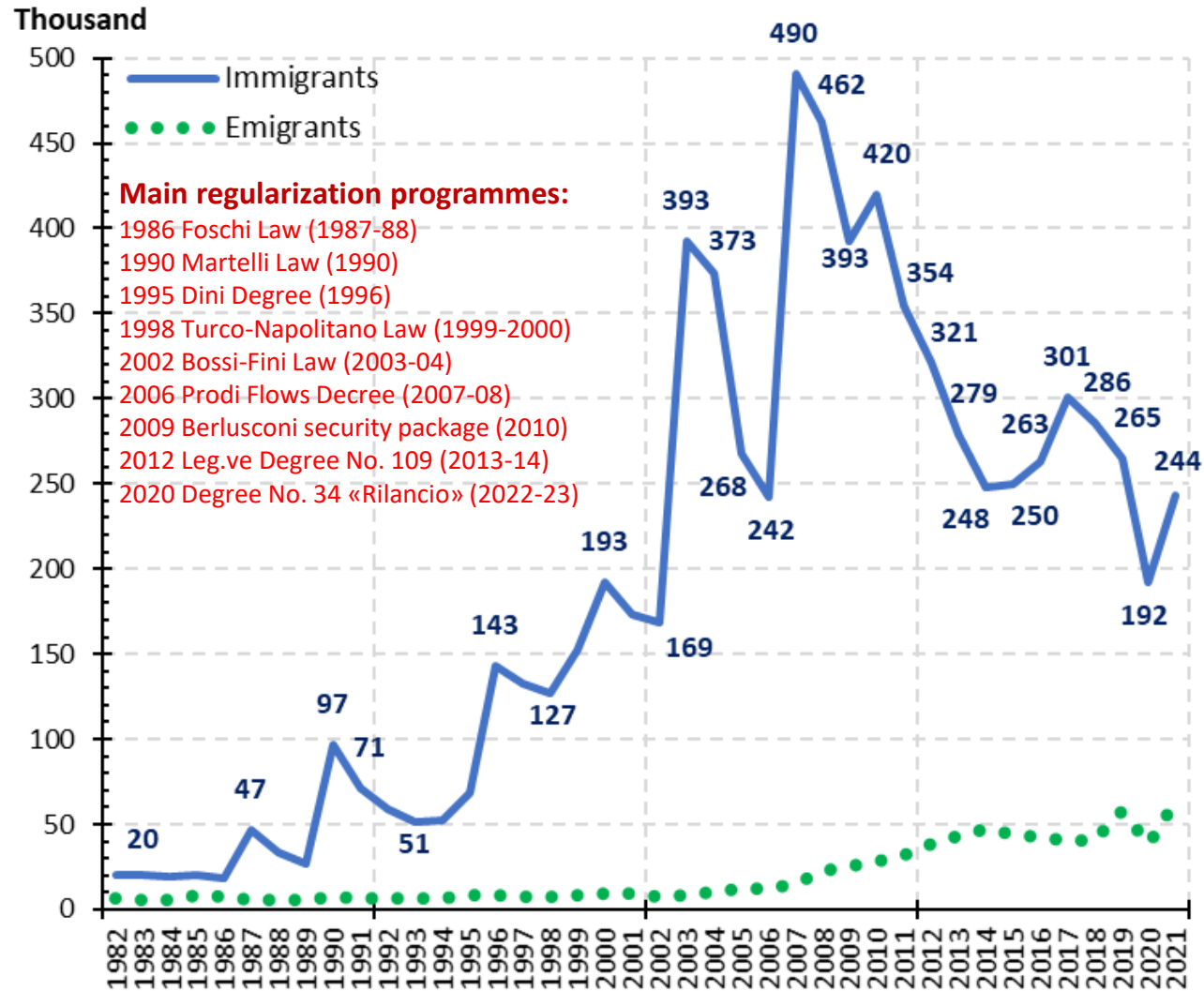
Istituto di Ricerche
sulla Popolazione
e le Politiche Sociali



1. **Background: brief overview on foreign immigration and foreign presence in Italy**
2. **The accounting of new Italians**
3. **From “immigration archipelago” to “archipelago of new Italians”**
4. **The need to consider the new Italians too**
5. **Conclusions: Towards a review of official statistics (?)**

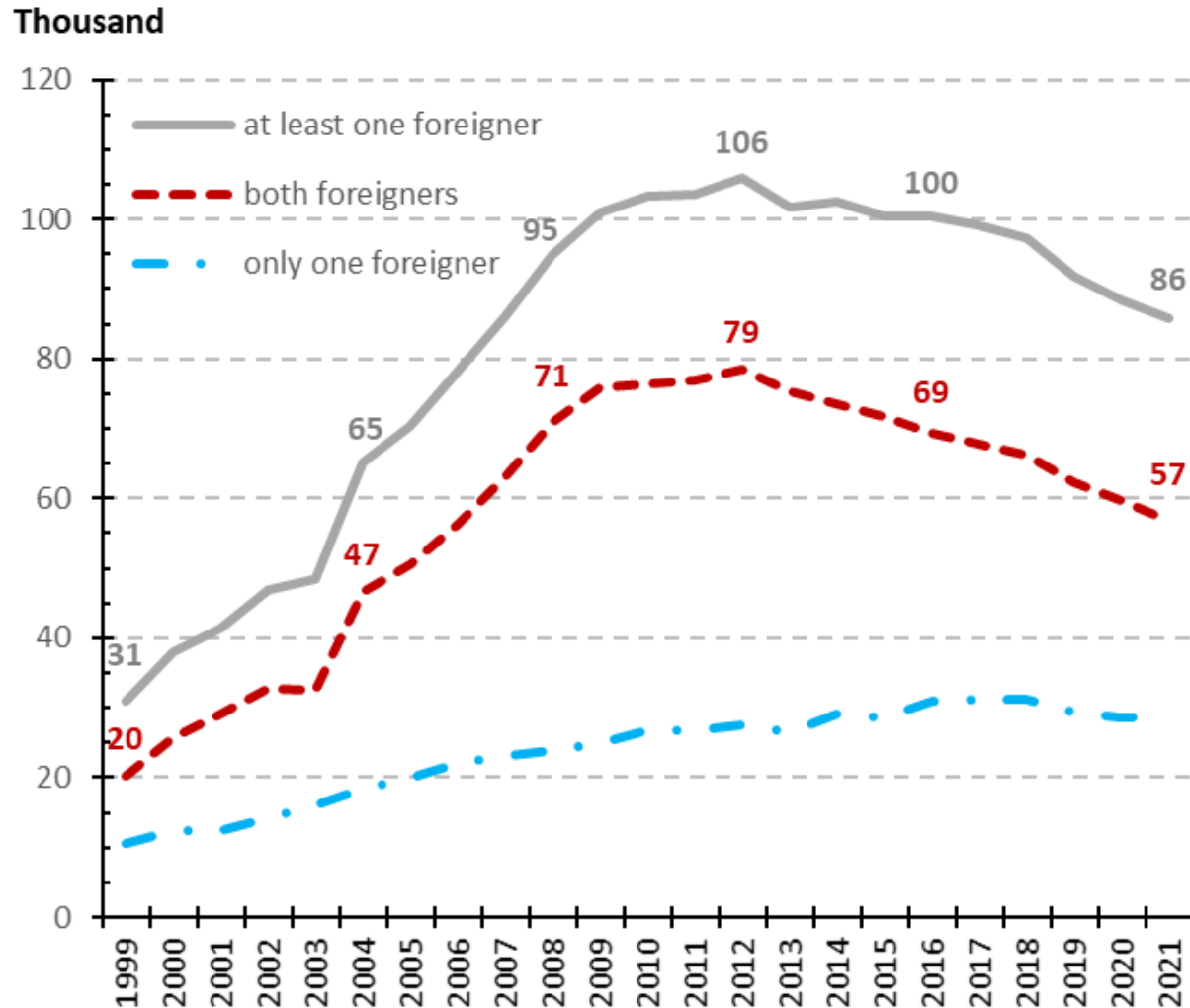
1. Background: Brief overview on foreign immigration/presence in Italy

Immigration and emigration of foreign citizens Italy, period 1982-2021



1. Background: Brief overview on foreign immigration/presence in Italy

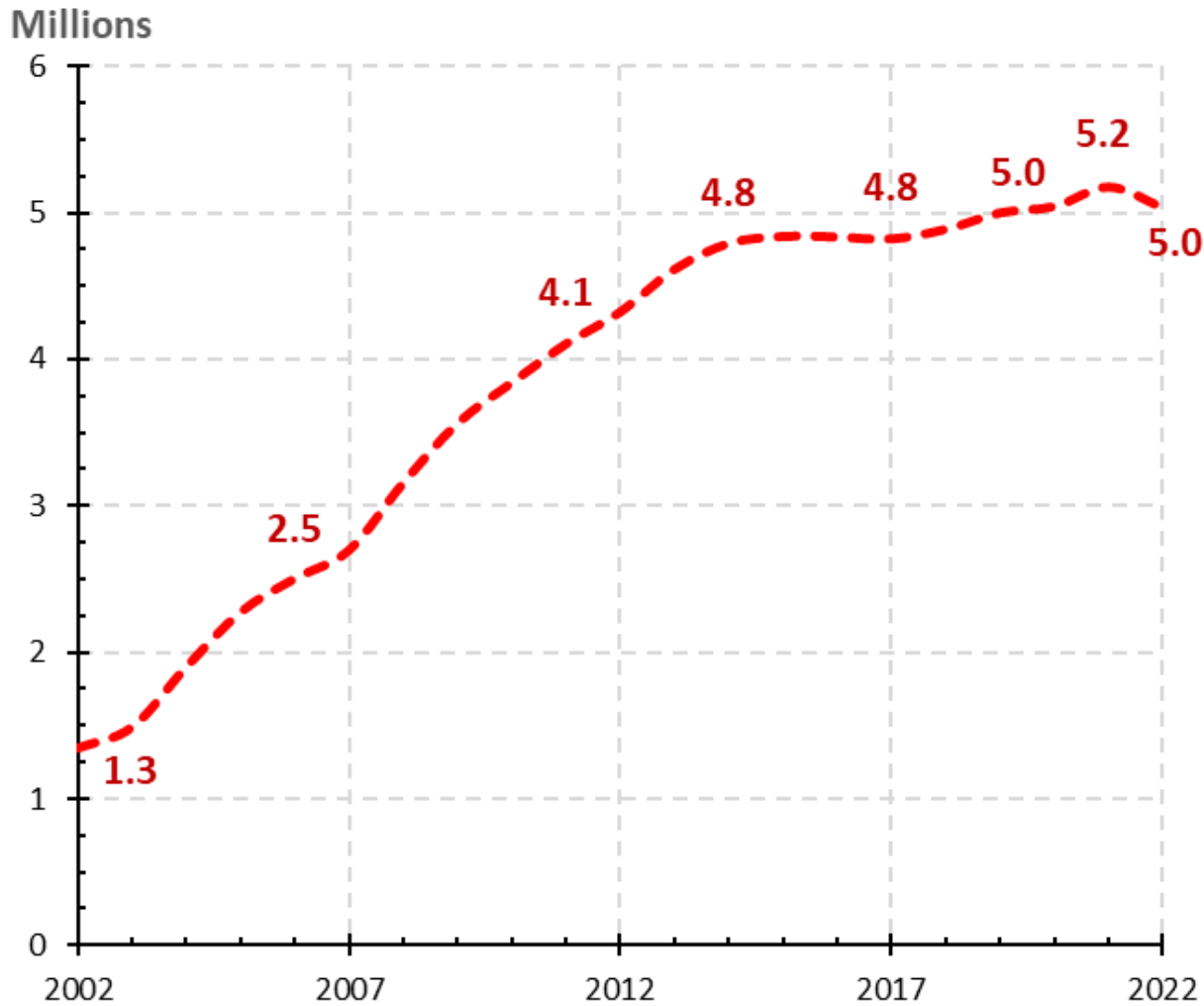
Births with at least one foreign parent, with both foreign parents, and with only one foreign parent. Italy, 1999-2021



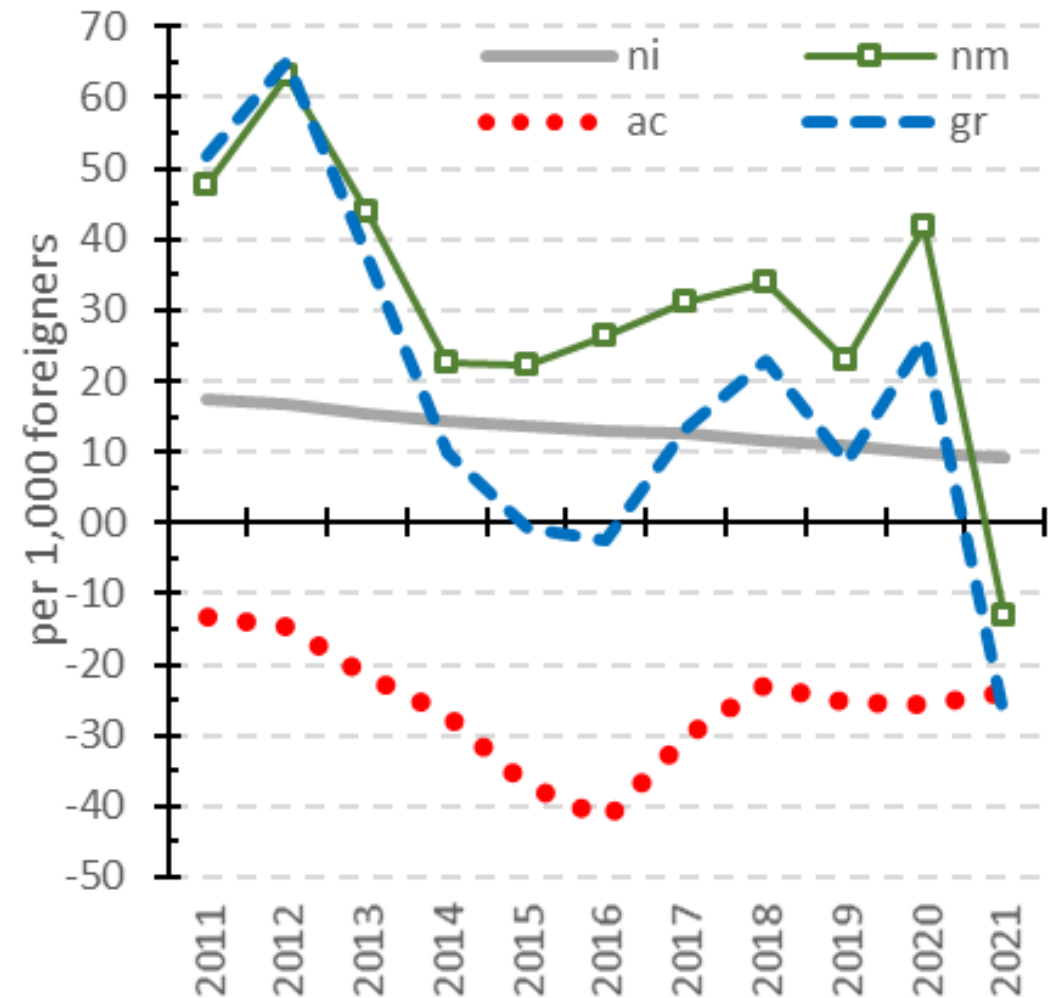
- In the period 1986-2021, the births from at least one foreign parent were just under 2.1 million.
- Among them, almost 1.45 million had both foreign parents, and, according to the Italian legislation, was foreign at birth, while the remaining 630,000 had Italian citizenship at birth, having an Italian parent.
- Thus, births have also contributed significantly to the increase of foreign population resident in Italy, and its further internal diversification due to the growth in numbers and importance of the second generation.

1. Background: Brief overview on foreign immigration/presence in Italy

Evolution of resident foreigners in Italy
beginning of 2002-2022

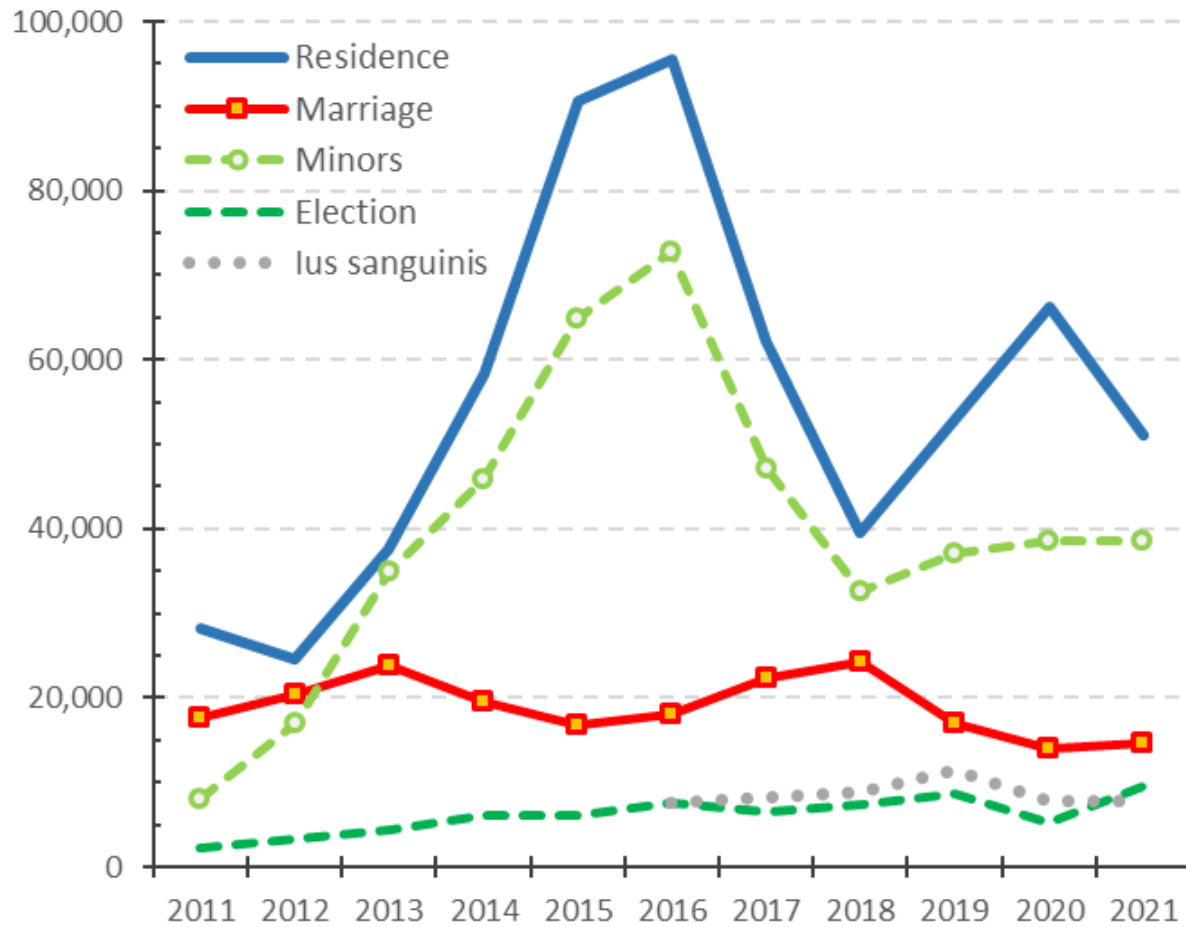


Natural increase (ni), net migration (nm), acquisition of citizenship (ac) and growth rate (gr) of foreign population residing in Italy, 2011-2021. Annual rates per 1,000 foreigners



1. Background: Brief overview on foreign immigration/presence in Italy

Acquisitions of citizenship by type of procedure.
Italy, years 2011-2021 (absolute values)

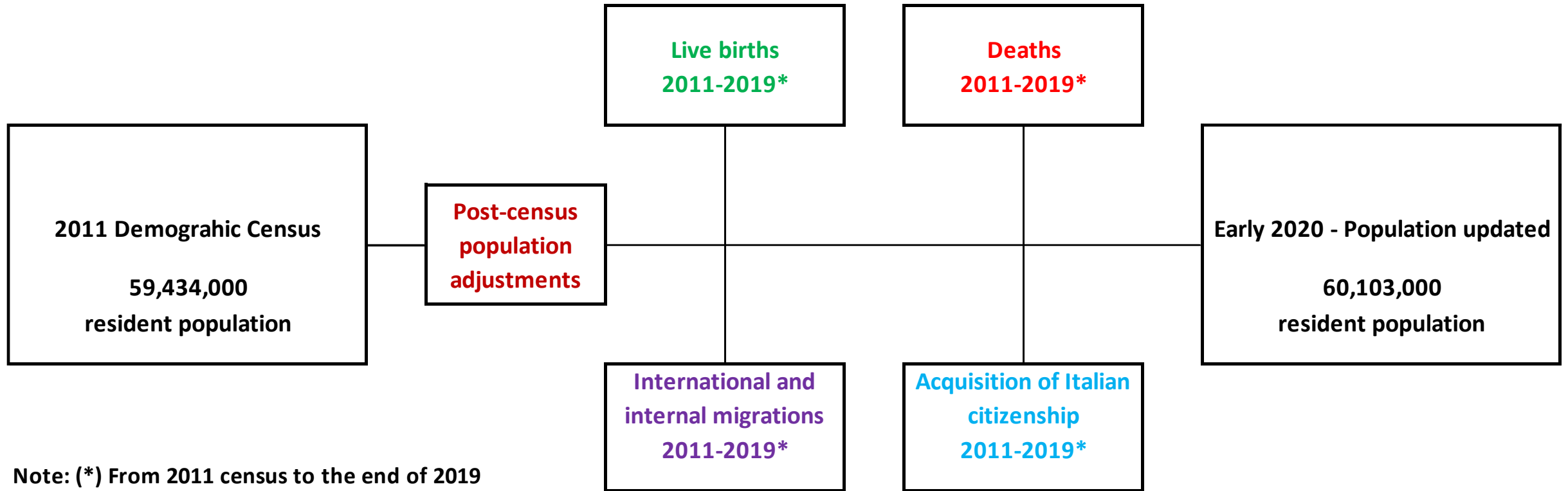


The four main ways to become Italian:

- 1) by **RESIDENCE** (*ordinary naturalisation*): it requires uninterrupted residence in Italy for at least 10 years in the case of non-EU citizens, which is reduced to 5 years for refugees and stateless persons and 4 years for EU citizens;
- 2) by **MARRIAGE**: it provides that a foreigner or stateless person married to an Italian may apply for citizenship if he has been legally residing in Italy for at least 2 years since the marriage (6 months until 2009), 3 years if residing abroad;
- 3) by **TRANSFER OF RIGHT FROM THE PARENTS TO MINOR CHILDREN**: parents who have become Italian may transmit their citizenship (*iure comunicatio*) to their minor children living permanently together.
- 4) by **ELECTION**: a foreigner born in Italy, who has resided there legally without interruption from birth until the age of majority, may become Italian by submitting a declaration of intent to the civil registrar of the municipality of residence within a year of his/her 18th birthday.

2. The accounting of new Italians

Outline on updating the micro-data of the 2011 population census and building the dataset of new Italians in early 2020.



Note: (*) From 2011 census to the end of 2019

The integration between the micro-data was achieved by assigning an **identification code** (*Sistema Integrato dei Microdati - SIM code*) that allows for the precise identification of each individual within the different archives and the construction of relationships between the different sources, guaranteeing the requirements of privacy and confidentiality of the information processed for statistical use.

The record-links were carried out at ISTAT as part of the research projects “*Reception, integration and citizenship: new approaches for the analysis of migration paths and patterns*” and “*A measure of Italian emigration through the integration and analysis of administrative data*”.

3. From “immigration archipelago” to “archipelago of new Italians”

Resident population by country of birth, current and previous citizenship.
Italy, early 2020 (absolute values in thousands)

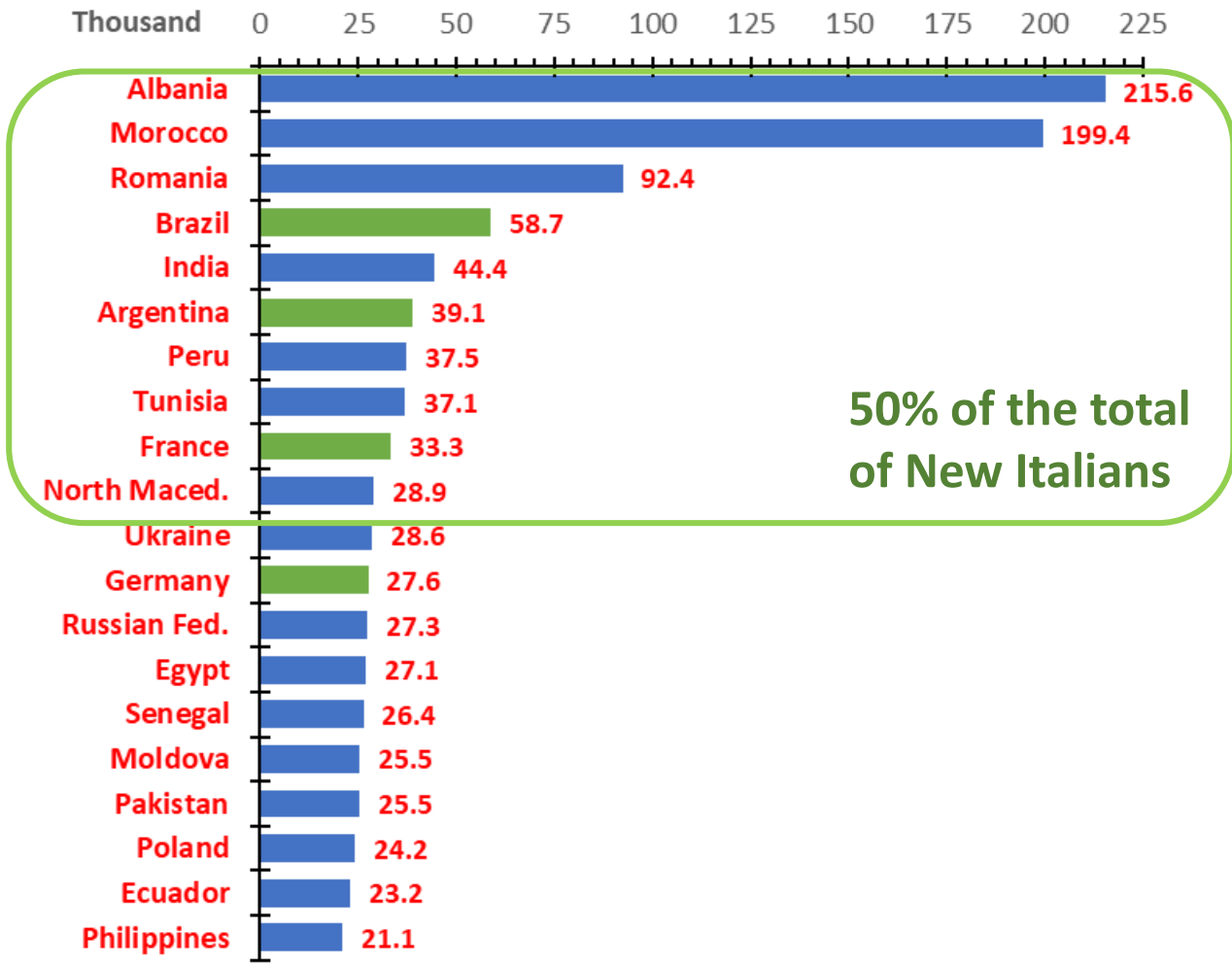
Country of birth	Citizenship			Total
	Foreigners	Italians by acquisition	Italians from birth	
Italy	861.3	335.5	52,576.0	53,773.8
abroad	4,344.2	1,181.2	804.9	6,330.2
Total	5,205.5	1,516.6	53,380.8	60,103.0

Note: (a) The data shown here are obtained by updating the 2011 Census of Population and Housing data on the basis of births, deaths, transfers of residence and acquisitions of citizenship. The total resident population differs by a few hundred thousand units from that recorded on the same date through the permanent census.

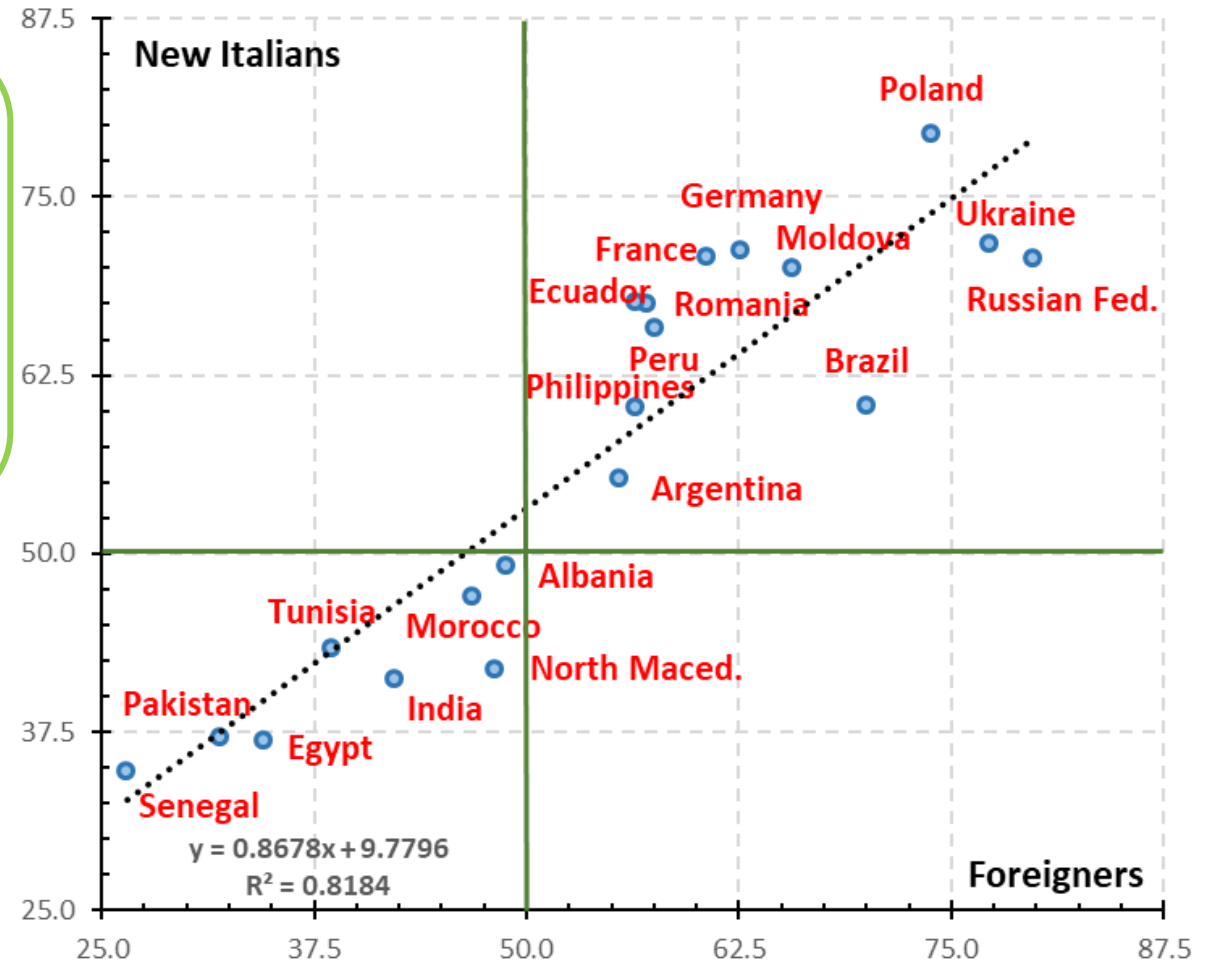
Source: Own elaborations from Istat.

3. From “immigration archipelago” to “archipelago of new Italians”

Top 20 countries of previous citizenships of new Italian citizens. Italy, early 2020 (values in thousands)



Percentage of women among new citizens and among resident foreigners distinguished by the top 20 citizenships of origin of those acquired. Italy, early 2020



3. From “immigration archipelago” to “archipelago of new Italians”

Foreigners and new Italians distinguished according to the first 15 countries of citizenship of foreigners. Italy, early 2020

Country of citizenship	Foreigners			New Italians		New Italians % x 100 foreigners
	Thousand	%	% cum.	Thousand	%	
Romania	1,172	22.5	22.5	92	6.1	7.9
Albania	430	8.3	30.8	216	14.2	50.1
Morocco	419	8.1	38.8	199	13.1	47.6
China	296	5.7	44.5	15	1.0	5.2
Ukraine	236	4.5	49.1	29	1.9	12.1
Philippines	167	3.2	52.3	21	1.4	12.7
India	156	3.0	55.3	44	2.9	28.5
Bangladesh	143	2.7	58.0	17	1.2	12.2
Moldova	141	2.7	60.7	26	1.7	18.1
Egypt	133	2.6	63.3	27	1.8	20.3
Pakistan	123	2.4	65.6	25	1.7	20.7
Nigeria	115	2.2	67.8	15	1.0	13.1
Sri Lanka	112	2.2	70.0	11	0.7	9.9
Senegal	109	2.1	72.1	26	1.7	24.3
Tunisia	97	1.9	73.9	37	2.4	38.4
Others	1,356	26.1	100.0	715	47.1	52.7
Total	5,206	100.0		1,517	100.0	29.1

The composition according to the main citizenships shows:

- the strong internal heterogeneity of foreigners;
- the important differences between foreigners and new Italians;
- the high variability in the proportion of new citizens within the various groups defined on the basis of the criterion of current or previous citizenship.

4. The need to consider the new Italians too

Classification of the population according to current and former citizenship, country of birth of the individual and his or her parents. [UNECE, 2015]

Parents' country of birth	Born abroad			Born in Italy		
	Italians	New Italians	Foreigners	Italians	New Italians	Foreigners
Both in Italy						
One in Italy an other abroad						
Both abroad						

Residents in Italy at the 2011 population census

Parents' country of birth	Born abroad			Born in Italy		
	Italians	New Italians	Foreigners	Italians	New Italians	Foreigners
Both in Italy	550.1	154.2	13.4	52,197.7	1.3	6.9
One in Italy an other abroad	140.5	56.9	19.5	1,587.3	5.2	7.2
Both abroad	74.6	408.3	3,386.1	184.5	45.5	594.5

Foreign Population	4,027.6
Immigrant Population	4,803.6
Population of foreign origin	4,699.0

4. The need to consider the new Italians too

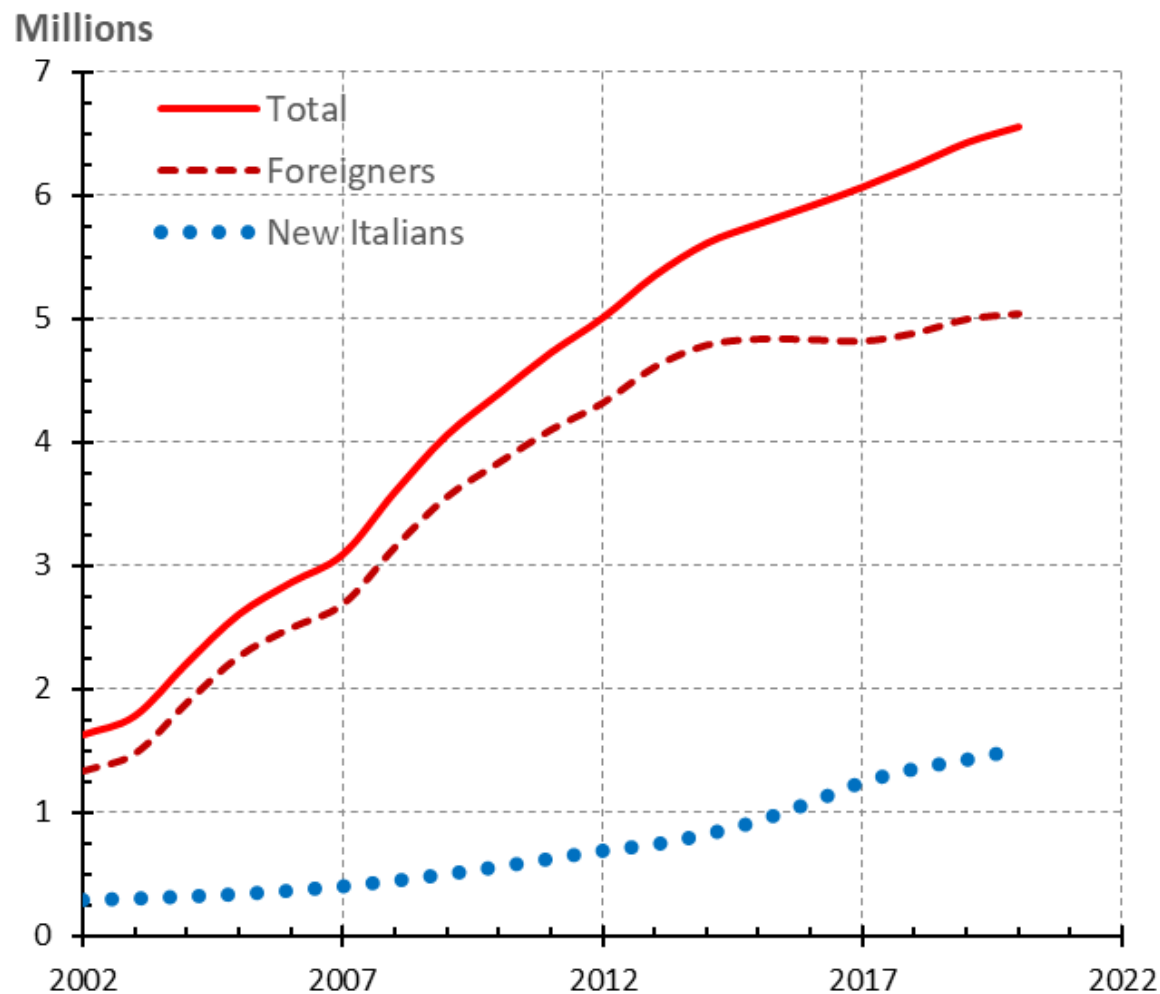
Residents in Italy at the 2011 population census and at the early 2020 update

Year	Born abroad			Born in Italy		
	Italians	New Italians	Foreigners	Italians	New Italians	Foreigners
2011	765.2	619.4	3,419.0	53,969.5	52.0	608.6
2021	804.9	1,181.2	4,344.2	52,576.0	335.5	861.3

Groups	2011	2020	2020/2011
Foreign Population	4,027.6	5,205.5	129
Immigrant Population	4,803.6	6,330.3	132
Population of foreign origin	4,699.0	6,722.2	143

5. The need to consider the new Italians too

Evolution of foreigners, new citizens (acquired) and total residents of foreign origin (foreigners plus acquired).
Italy, early 2002-2020



Evolution of new citizens per 100 resident foreigners.
Italy, early 2002-2020

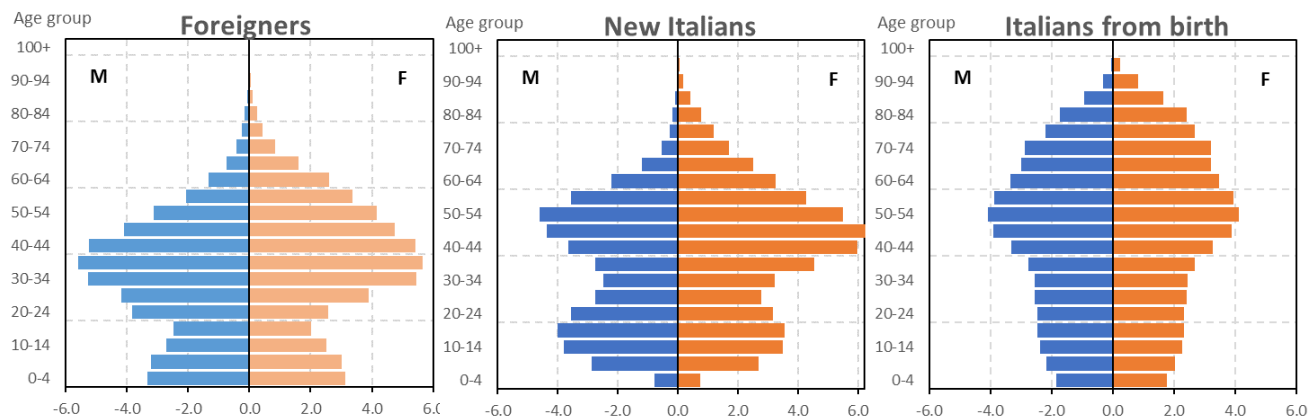
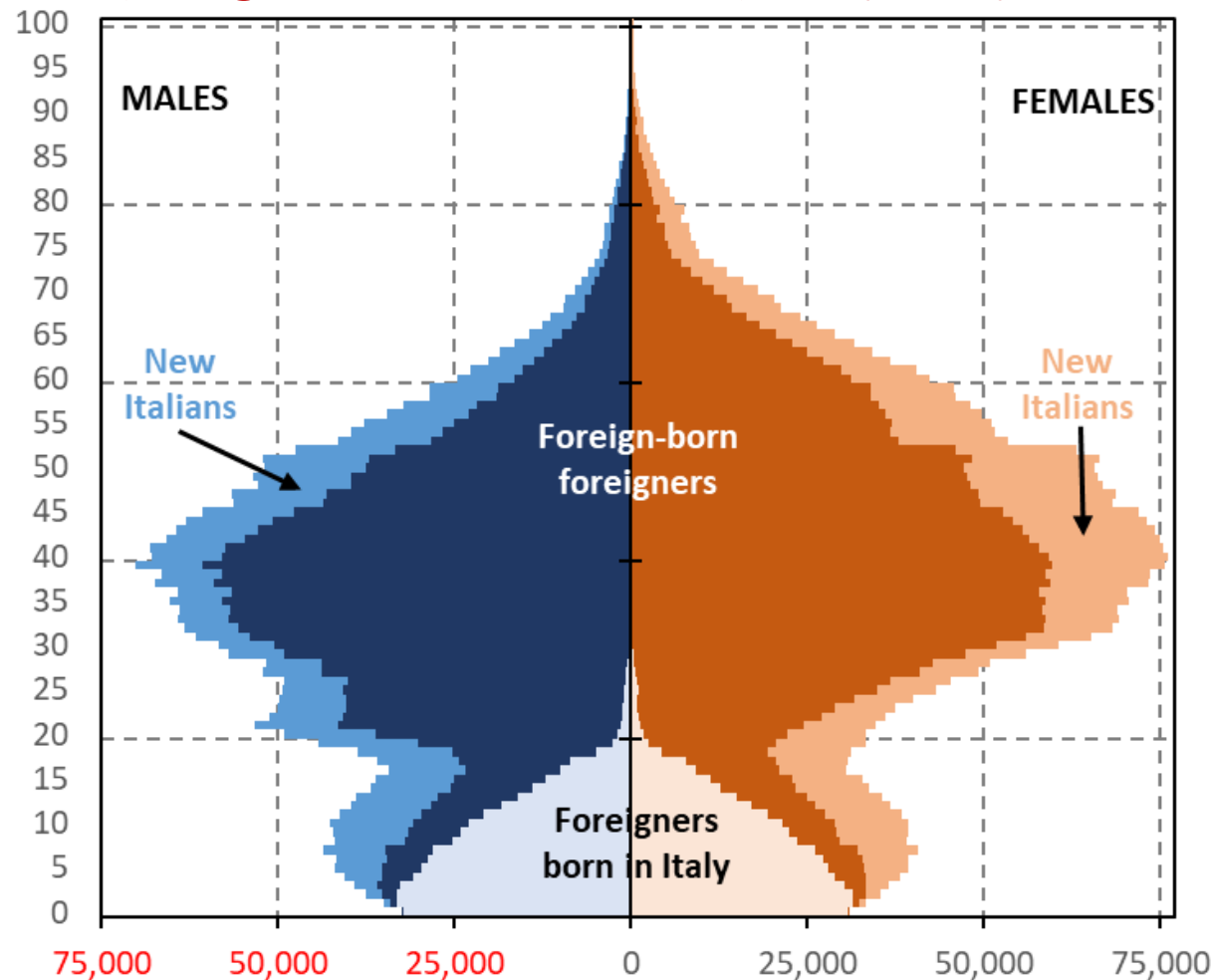


4. The need to consider the new Italians too

Demographic structure of foreigners, new citizens and Italians from birth. Italy, early 2020

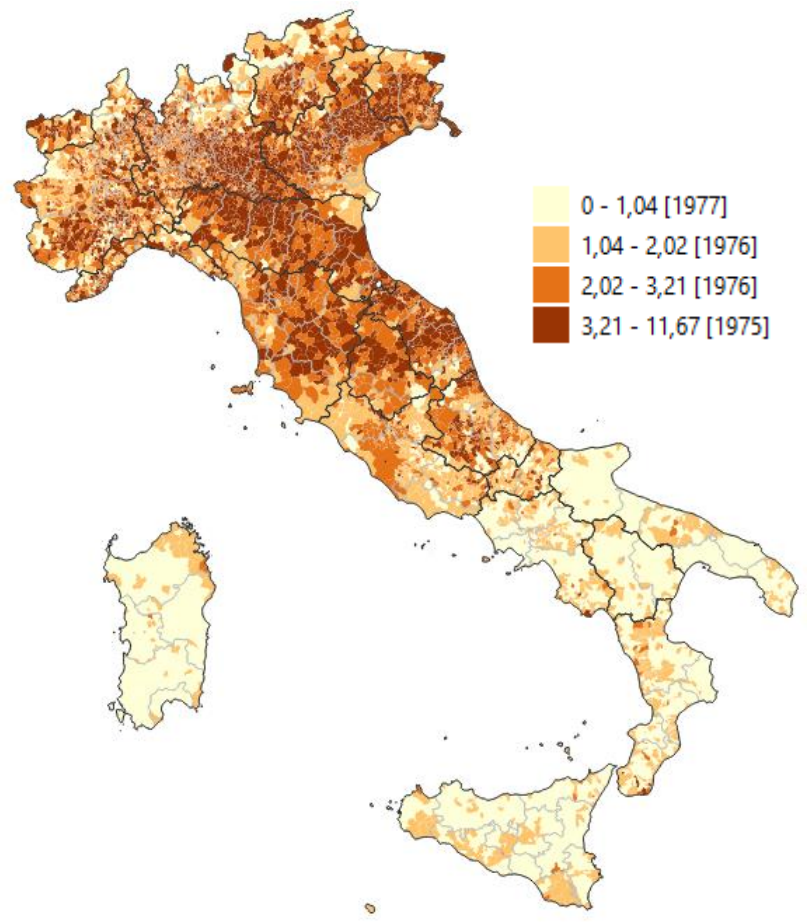
Gender and age	Foreigners	New Italians	Italians from birth	Total residents
% female	51.8	56.3	51.1	51.3
< 20	22.4	21.9	17.2	17.8
20-39	36.4	25.2	20.2	21.7
40-59	32.3	38.2	30.4	30.8
60-79	8.2	12.9	24.0	22.4
80+	0.6	1.7	8.2	7.4
Total	100.0	100.0	100.0	100.0
Mean age	35.1	39.5	46.9	45.7

Age pyramid of residents of foreign origin (foreigners and new Italians). Italy, early 2020

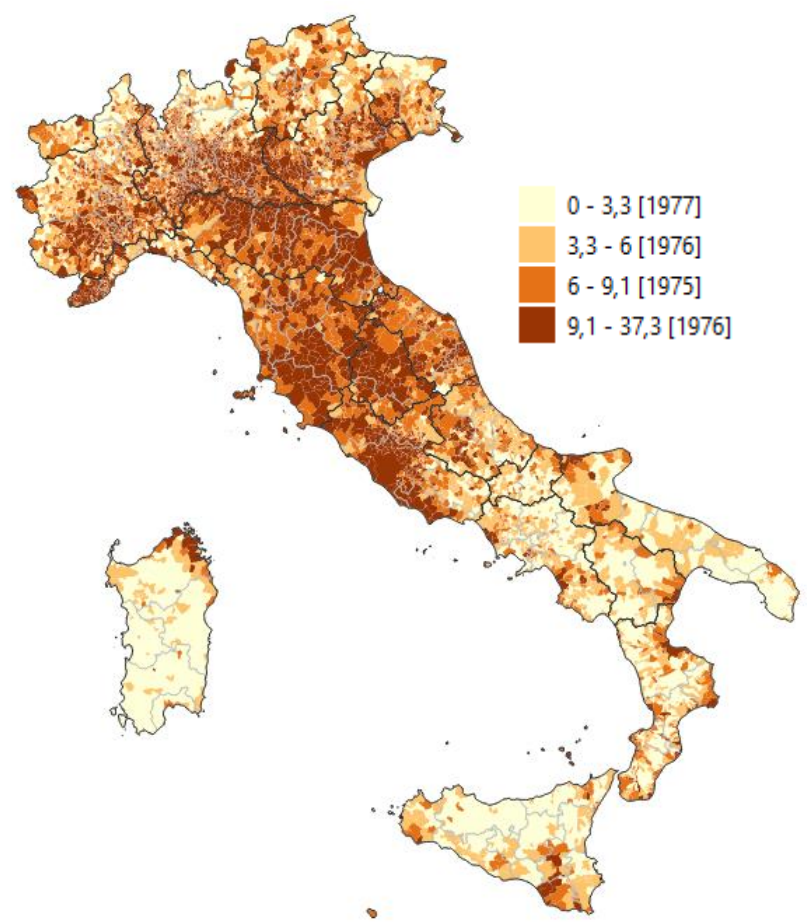


4. The need to consider the new Italians too

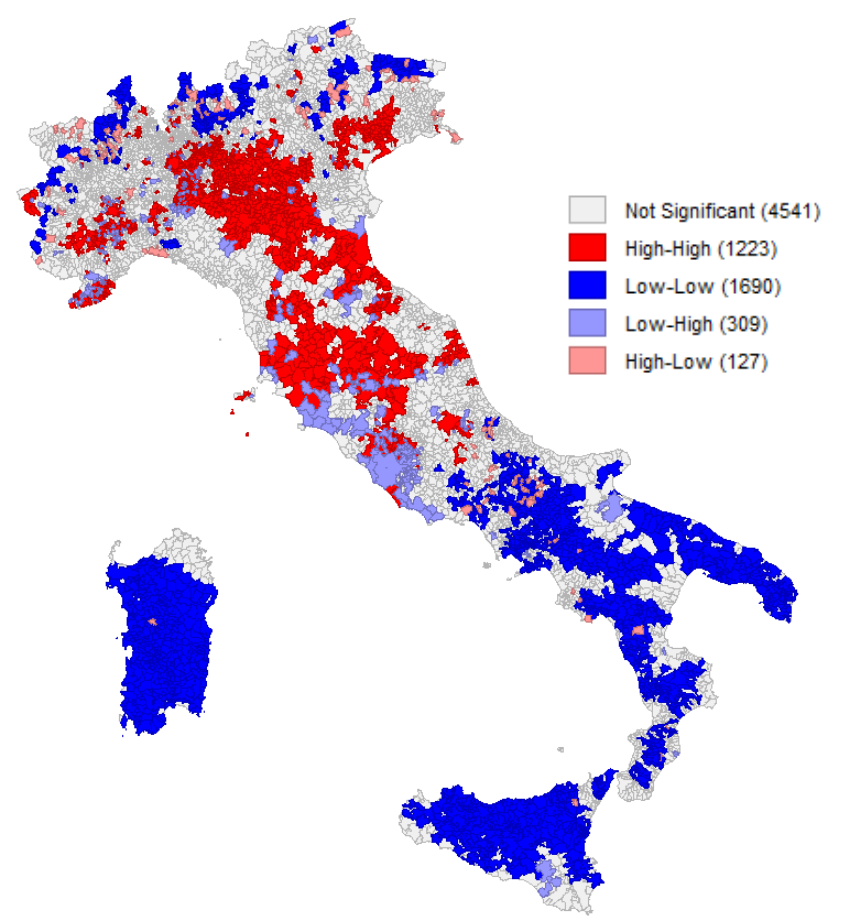
% of new citizens among residents



% of foreigners among residents

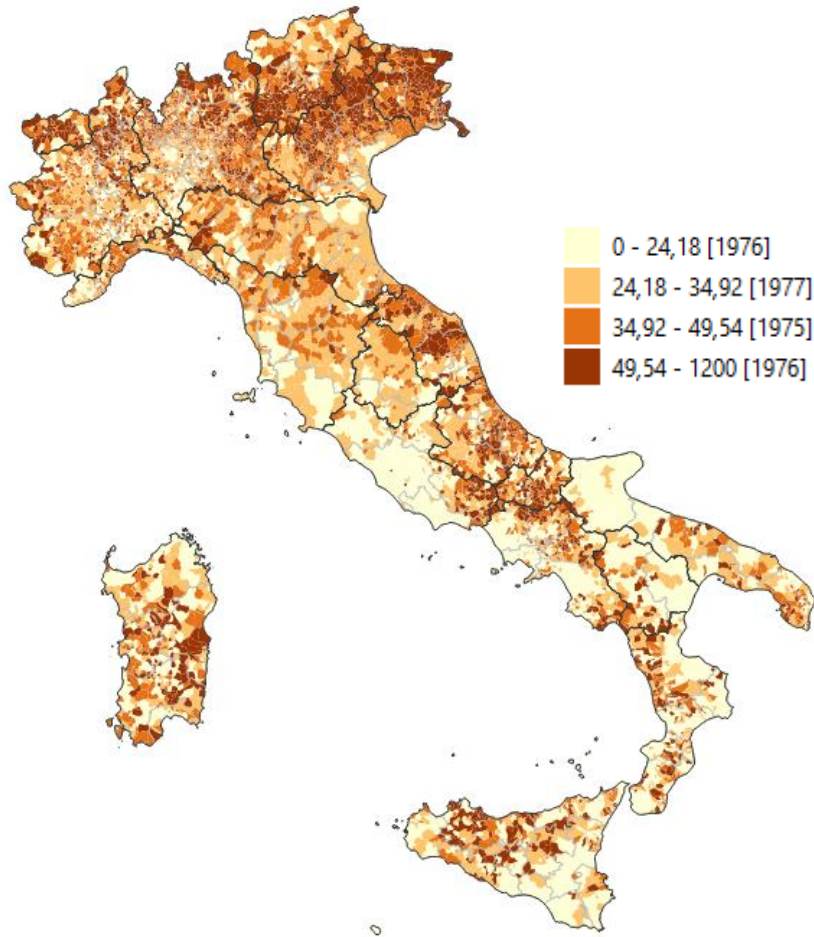


Bivariate local Moran's index

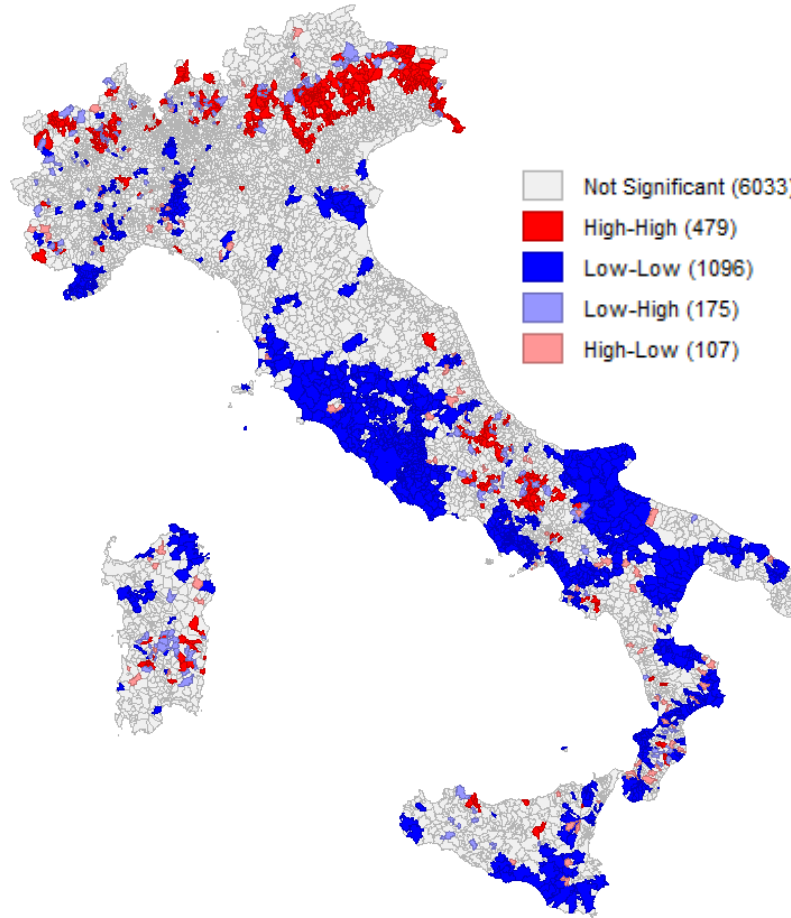


4. The need to consider the new Italians too

New citizens per 100 resident foreigners



Univariate local Moran's index



The relationship between new citizens and foreigners draws a partly different geography that amplifies the importance of small-medium provinces where the chances of insertion and integration are probably greater.

In the province of Turin there are 30 new citizens for every 100 foreigners, while in Vercelli there are 46. In the province of Milan there are only 23 new citizens, in Brescia there are 40 for every 100 foreigners. Even in some provinces of Veneto the ratio is particularly high: 56 new Italians in Belluno and 50 in Vicenza for every 100 foreign residents.

5. Conclusions: Towards a review of official statistics(?)

From a statistical point of view, the importance of considering new Italians in the monitoring of integration processes in order to have a realistic picture of the dynamics underway should be emphasised. This issue draws attention to the need to define an adequate target population that can be monitored over time and space.

It has already been pointed out that it is not at all appropriate to identify immigrant populations on the basis of the legal definition of citizenship. In fact, if the integration process is only monitored for persons with foreign citizenship, the resulting picture may not be fully in line with the reality of the immigrant population. This may happen, for instance, with reference to the speed of integration, which may be slower than it actually is due to the selectivity of citizenship acquisitions, which affect more integrated immigrants.

There is therefore a clear need to extend knowledge to at least the new Italians. The target population should also include the immediate descendants of mixed couples and those with Italian partners by acquisition (Italians from birth often with at least a second passport in their pocket). A need that also concerns regional, local and municipal Observatories on immigration and integration.



The Italian girls in the 4x400 relay race who won the 2018 Mediterranean Games

- Maria Benedicta Chigbolu, born in Rome to an Italian mother and Nigerian father
- Ayomide Folorunso, born in Abeokuta (Nigeria), settled in Fidenza (Italy) with her parents
- Raphaela Lukudo, born in Aversa to a family originally from Sudan who moved to Modena
- Libania Grenot, of Cuban origin, obtained citizenship in 2008



THANKS FOR YOUR ATTENTION!!!

strozza@unina.it